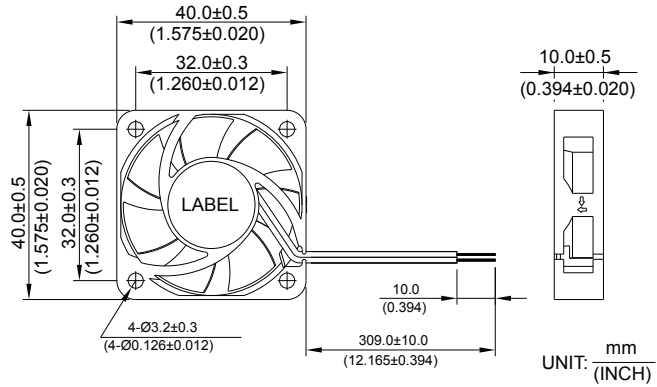


New



AFB 40 x 40 x 10 MM SERIES

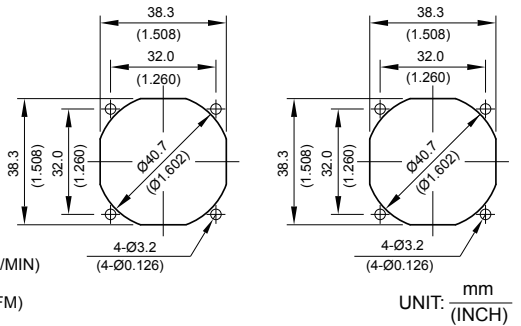
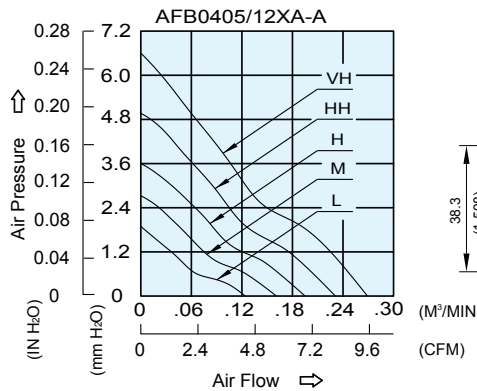
DIMENSIONS DRAWING



- * Bearing Type
Ball Bearings
- * Material
Impeller & Frame : Plastic (UL 94V-0)
- * Lead Wires :
UL 1007 AWG #28 OR Equivalent
Red Wire Positive(+)
Black Wire Negative(-)
- * Weight : 14.0g (0.49 oz)
- * Rib Type Only

P & Q CURVE (AT RATED VOLTAGE)

MOUNTING PANEL CUTOUT



MODEL			Rated Voltage	Operating Voltage Range	Input Current	Input Power	Speed	Maximum Air Flow		Maximum Air Pressure		Noise
PART NO.	REV.	FUNCTION	VDC	VDC	Amp	Watt	R.P.M.	m ³ / min	CFM	mmH ₂ O	IN H ₂ O	dB-A
AFB0405LA	-A	-R00 / -F00	5	4.5 to 5.5	0.03	0.15	4000	0.124	4.39	1.73	0.068	16.0
AFB0412LA	-A	-R00 / -F00	12	9.0 to 13.8	0.02	0.24						
AFB0405MA	-A	-R00 / -F00	5	4.5 to 5.5	0.05	0.25	5000	0.161	5.67	2.65	0.104	21.5
AFB0412MA	-A	-R00 / -F00	12	7.0 to 13.8	0.03	0.36						
AFB0405HA	-A	-R00 / -F00	5	4.5 to 5.5	0.07	0.35	6000	0.195	6.90	3.60	0.140	27.0
AFB0412HA	-A	-R00 / -F00	12	7.0 to 13.8	0.04	0.48						
AFB0405HHA	-A	-R00 / -F00	5	4.5 to 5.5	0.09	0.45	7000	0.231	8.15	4.83	0.190	31.5
AFB0412HHA	-A	-R00 / -F00	12	7.0 to 13.8	0.05	0.60						
AFB0405VHA	-A	-R00 / -F00	5	4.5 to 5.5	0.11	0.55	8000	0.262	9.25	6.16	0.242	35.5
AFB0412VHA	-A	-R00 / -F00	12	7.0 to 13.8	0.06	0.72						

* Function type is optional.
 * The max. air flow and the speed are measured in free air ; max. air pressure is measured at zero air flow.
 * Noise is measured in anechoic chamber in free air, one meter from intake side.
 * All readings are typical values at rated voltage.
 * Specifications are subject to change without notice.